



2006 Yamaha YZF R6 Servo Cable Removal.

1. Remove bolt holding rear brake reservoir and set aside.



2. Clip cable ties holding wires together.



3. Remove bolts from either side of the bracket holding the servo on.


4. Remove chrome bolt located in the rear set. (in front of right foot peg)

5. Pull out servo box from rear shock area.



6. Disconnect both cables from servo motor.





7. Reattach servo box to shock mount using same 8mm bolts.

**THANK YOU FOR CHOSING
D&D PERFORMANCE EXHAUST SYSTEMS.
Style & Performance
NO COMPROMISE**

*Additional Instructions can be found at www.danddexhaust.com